

# Bank of Baroda - Shareholding Pattern - as on 30/06/2017

## Format of Holding of Specified securities

1. Name of Listed Entity: BANK OF BARODA (BSE) (NSE)
2. Scrip Code/Name of Scrip/Class of Security: 532134, BANKBARODA, EQUITY SHARES
3. Share Holding Pattern Filed under: Reg. 31(1)(a)/Reg.31(1)(b)/Reg.31(1)(c)
  - a. if under 31(1)(b) then indicate the report for quarter ending 30/06/2017
  - b. if under 31(1)(c) then indicate date of allotment/extinguishment
4. Declaration : The Listed entity is required to submit the following declaration to the extent of submission of information:

	Particulars	YES*	NO*
a	Whether the Listed Entity has issued any partly paid up shares	-	No
b	Whether the Listed Entity has issued any Convertible Securities or Warrants?	-	No
c	Whether the Listed Entity has any shares against which depository receipts are issued?	-	No
d	Whether the Listed Entity has any shares in locked-in?	YES	-
e	Whether any shares held by promoters are pledge or otherwise encumbered?	-	No

\*if the Listed Entity selects the option 'NO' for the questions above, the columns for the partly paid up shares, Outstanding Convertible Securities/Warrants, depository receipts, locked-in shares, No of shares pledged or otherwise encumbered by promoters, as applicable, shall not be displayed at the time of dissemination on the Stock Exchange website. Also wherever there is 'No' declared by Listed entity in above table the values will be considered as 'Zero' by default on submission of the format of holding of specified securities.

5. The tabular format for disclosure of holding of specified securities is as follows:




Table I - Summary Statement holding of specified securities

Category	Category of Shareholder	No of Shareholders	No of fully paid up equity shares held	No of Partly paid-up equity shares held	No of Shares Underlying Depository Receipts	Total No of Shares Held (VII) = (IV)+(V)+(VI)	Shareholding as a % of total no of shares (As a % of (A+B+C2))	Number of Voting Rights held in each class of securities			No of Shares Underlying Outstanding convertible securities (Including Warrants)	Shareholding as a % assuming full conversion of convertible Securities (as a percentage of diluted share capital)	Number of Locked in Shares		Number of Shares pledged or otherwise encumbered		Number of equity shares held in dematerialized form	
								No of Voting Rights		Total as a % of (A+B+C)			No.	As a % of total Shares held	No.	As a % of total Shares held		
								Class X	Class Y									Total
(I)	(II)	(III)	(IV)	(V)	(VI)	(VII)	(VIII)	(IX)			(X)	(XI)	(XII)		(XIII)	(XIV)		
(A)	Promoter & Promoter Group	1	1364940578	0	0	1364940578	59.24	1364940578	0	1364940578	59.24	0	59.24	157084163	11.51	0	0.00	1364940578
(B)	Public	314891	939219020	0	0	939219020	40.76	939219020	0	939219020	40.76	0	40.76	0	0.00	NA	NA	905751473
(C)	Non Promoter-Non Public																	
(C1)	Shares underlying DRs	0	0	0	0	0	NA	0	0	0	0.00	0	NA	0	0.00	NA	NA	0
(C2)	Shares held by Employes Trusts	0	0	0	0	0	0.00	0	0	0	0.00	0	0.00	0	0.00	NA	NA	0
	<b>Total:</b>	<b>314892</b>	<b>2304159598</b>	<b>0</b>	<b>0</b>	<b>2304159598</b>	<b>100.00</b>	<b>2304159598</b>	<b>0</b>	<b>2304159598</b>	<b>100.00</b>	<b>0</b>	<b>100.00</b>	<b>157084163</b>	<b>6.82</b>	<b>0</b>	<b>0.00</b>	<b>2270692051</b>





Table II - Statement showing shareholding pattern of the Promoter and Promoter Group

Category	Category & Name of the Shareholder	PAN	No of Share holders	No of fully paid up equity shares held	No of Partly paid-up equity shares held	No of Shares Underlying Depository Receipts	Total No of Shares Held (IV+V+VI)	Shareholding as a % of total no of shares (calculated as per SCRR, 1957 (VIII) As a % of (A+B+C2)	Number of Voting Rights held in each class of securities			No of Shares Underlying Outstanding convertible securities (Including Warrants)	Shareholding as a % assuming full conversion of convertible Securities (as a percentage of diluted share capital) (VII)+(X) As a % of (A+B+C2)	Number of Locked in Shares		Number of Shares pledged or otherwise encumbered		Number of equity shares held in dematerialized form	
									No of Voting Rights		Total as a % of (A+B+C)			No.	As a % of total Shares held	No.	As a % of total Shares held		
									Class X	Class Y									Total
	(I)	(II)	(III)	(IV)	(V)	(VI)	(VII)	(VIII)	(IX)			(X)	(XI)	(XII)		(XIII)	(XIV)		
(1)	Indian																		
(a)	Individuals/Hindu undivided Family		0	0	0	0	0	0.00	0	0	0	0.00	0	0.00	0	0.00	0	0.00	0
(b)	Central Government/State Government(s)		1	1364940578	0	0	1364940578	59.24	1364940578	0	1364940578	59.24	0	59.24	157084163	11.51	0	0.00	1364940578
	PRESIDENT OF INDIA		1	1364940578	0	0	1364940578	59.24	1364940578	0	1364940578	59.24	0	59.24	157084163	11.51	0	0.00	1364940578
(c)	Financial Institutions/Banks		0	0	0	0	0	0.00	0	0	0	0.00	0	0.00	0	0.00	0	0.00	0
(d)	Any Other		0	0	0	0	0	0.00	0	0	0	0.00	0	0.00	0	0.00	0	0.00	0
	<b>Sub-Total (A)(1)</b>		<b>1</b>	<b>1364940578</b>	<b>0</b>	<b>0</b>	<b>1364940578</b>	<b>59.24</b>	<b>1364940578</b>	<b>0</b>	<b>1364940578</b>	<b>59.24</b>	<b>0</b>	<b>59.24</b>	<b>157084163</b>	<b>11.51</b>	<b>0</b>	<b>0.00</b>	<b>1364940578</b>
(2)	Foreign																		
(a)	Individuals (Non-Resident Individuals/Foreign Individuals)		0	0	0	0	0	0.00	0	0	0	0.00	0	0.00	0	0.00	0	0.00	0
(b)	Government		0	0	0	0	0	0.00	0	0	0	0.00	0	0.00	0	0.00	0	0.00	0
(c)	Institutions		0	0	0	0	0	0.00	0	0	0	0.00	0	0.00	0	0.00	0	0.00	0
(d)	Foreign Portfolio Investor		0	0	0	0	0	0.00	0	0	0	0.00	0	0.00	0	0.00	0	0.00	0
(e)	Any Other		0	0	0	0	0	0.00	0	0	0	0.00	0	0.00	0	0.00	0	0.00	0
	<b>Sub-Total (A)(2)</b>		<b>0</b>	<b>0</b>	<b>0</b>	<b>0</b>	<b>0</b>	<b>0.00</b>	<b>0</b>	<b>0</b>	<b>0</b>	<b>0.00</b>	<b>0</b>	<b>0.00</b>	<b>0</b>	<b>0.00</b>	<b>0</b>	<b>0.00</b>	<b>0</b>
	<b>Total Shareholding of Promoter and Promoter Group (A)=(A)(1)+(A)(2)</b>		<b>1</b>	<b>1364940578</b>	<b>0</b>	<b>0</b>	<b>1364940578</b>	<b>59.24</b>	<b>1364940578</b>	<b>0</b>	<b>1364940578</b>	<b>59.24</b>	<b>0</b>	<b>59.24</b>	<b>157084163</b>	<b>11.51</b>	<b>0</b>	<b>0.00</b>	<b>1364940578</b>



II - Statement showing shareholding pattern of the Public shareholder

Category & Name of the Shareholder	PAN	No of Shareholders	No of fully paid up equity shares held	No of Partly paid-up equity shares held	No of Shares Underlying Depository Receipts	Total No of Shares Held (IV+V+VI)	Shareholding as a % of total no of shares [A+B+C2]	Number of Voting Rights held in each class of securities			No of Shares Underlying Outstanding convertible securities (Including Warrants)	Shareholding as a % assuming full conversion of convertible Securities (as a percentage of diluted share capital)	Number of Locked in Shares		Number of Shares pledged or otherwise encumbered		Number of equity shares held in dematerialized form	
								No of Voting Rights		Total as a % of [A+B+C]			No.	As a % of total Shares held	No.	As a % of total Shares held		
								Class X	Class Y									Total
(I)	(II)	(III)	(IV)	(V)	(VI)	(VII)	(VIII)	(IX)	(X)	(XI)	(XII)	(XIII)	(XIV)					
Institutions																		
Mutual Funds		217	240867162	0	0	240867162	10.45	240867162	0	240867162	10.45	0	10.45	0	0.00	NA	NA	240867162
HDFC TRUSTEE COMPANY LIMITED-HDFC EQUITY FUND	AAATH1809A	31	103303683	0	0	103303683	4.48	103303683	0	103303683	4.48	0	4.48	0	0.00	NA	NA	103303683
Venture Capital Funds		0	0	0	0	0	0.00	0	0	0	0.00	0	0.00	0	0.00	NA	NA	0
Alternate Investment Funds		1	274236	0	0	274236	0.01	274236	0	274236	0.01	0	0.01	0	0.00	NA	NA	274236
Foreign Venture Capital Investors		0	0	0	0	0	0.00	0	0	0	0.00	0	0.00	0	0.00	NA	NA	0
Foreign Portfolio Investors		217	277379972	0	0	277379972	12.04	277379972	0	277379972	12.04	0	12.04	0	0.00	NA	NA	277379972
THELEME MASTER FUND LIMITED	AAGCT1070Q	1	75817327	0	0	75817327	3.29	75817327	0	75817327	3.29	0	3.29	0	0.00	NA	NA	75817327
Financial Institutions/Banks		27	5137569	0	0	5137569	0.22	5137569	0	5137569	0.22	0	0.22	0	0.00	NA	NA	5130069
Insurance Companies		43	241737508	0	0	241737508	10.49	241737508	0	241737508	10.49	0	10.49	0	0.00	NA	NA	241737508
LIFE INSURANCE CORPORATION OF INDIA	AAACL0582H	37	227072909	0	0	227072909	9.85	227072909	0	227072909	9.85	0	9.85	0	0.00	NA	NA	227072909
Provident Funds/Pension Funds		0	0	0	0	0	0.00	0	0	0	0.00	0	0.00	0	0.00	NA	NA	0
Any Other																		
OVERSEAS CORPORATE BODIES		3	110000	0	0	110000	0.00	110000	0	110000	0.00	0	0.00	0	0.00	NA	NA	0
<b>Sub Total (B)(1)</b>		<b>508</b>	<b>765506447</b>	<b>0</b>	<b>0</b>	<b>765506447</b>	<b>33.22</b>	<b>765506447</b>	<b>0</b>	<b>765506447</b>	<b>33.22</b>	<b>0</b>	<b>33.22</b>	<b>0</b>	<b>0.00</b>	<b>NA</b>	<b>NA</b>	<b>765328947</b>
Central Government/State Government(s)/President of India		0	0	0	0	0	0.00	0	0	0	0.00	0	0.00	0	0.00	NA	NA	0
<b>Sub Total (B)(2)</b>		<b>0</b>	<b>0</b>	<b>0</b>	<b>0</b>	<b>0</b>	<b>0.00</b>	<b>0</b>	<b>0</b>	<b>0</b>	<b>0.00</b>	<b>0</b>	<b>0.00</b>	<b>0</b>	<b>0.00</b>	<b>NA</b>	<b>NA</b>	<b>0</b>
Non-Institutions																		
i. Individual shareholders holding nominal share capital up to Rs. 2 lakhs		300684	108822812	0	0	108822812	4.72	108822812	0	108822812	4.72	0	4.72	0	0.00	NA	NA	83010770
ii. Individual shareholders holding nominal share capital in excess of Rs. 2 Lakhs		13	3863480	0	0	3863480	0.17	3863480	0	3863480	0.17	0	0.17	0	0.00	NA	NA	3863480
NBFCs Registered with RBI		7	115426	0	0	115426	0.01	115426	0	115426	0.01	0	0.01	0	0.00	NA	NA	115426
Employee Trusts		0	0	0	0	0	0.00	0	0	0	0.00	0	0.00	0	0.00	NA	NA	0
Overseas Depositories (Holding DRs)(Balancing figure)		0	0	0	0	0	0.00	0	0	0	0.00	0	0.00	0	0.00	NA	NA	0
Any Other																		
FOREIGN NATIONALS		1	5000	0	0	5000	0.00	5000	0	5000	0.00	0	0.00	0	0.00	NA	NA	5000
EMPLOYEES		2472	2496226	0	0	2496226	0.11	2496226	0	2496226	0.11	0	0.11	0	0.00	NA	NA	87726
UNIT TRUST OF INDIA		1	500	0	0	500	0.00	500	0	500	0.00	0	0.00	0	0.00	NA	NA	0
BODIES CORPORATES		2034	32236210	0	0	32236210	1.40	32236210	0	32236210	1.40	0	1.40	0	0.00	NA	NA	31477205
TRUSTS		35	10906154	0	0	10906154	0.47	10906154	0	10906154	0.47	0	0.47	0	0.00	NA	NA	10906154
H U F		3825	1940132	0	0	1940132	0.08	1940132	0	1940132	0.08	0	0.08	0	0.00	NA	NA	1940132
NON RESIDENT INDIANS		3899	8469630	0	0	8469630	0.37	8469630	0	8469630	0.37	0	0.37	0	0.00	NA	NA	4159630
CLEARING MEMBERS		376	3796738	0	0	3796738	0.16	3796738	0	3796738	0.16	0	0.16	0	0.00	NA	NA	3796738
NRI NON-REPATRIATION		1036	1060265	0	0	1060265	0.05	1060265	0	1060265	0.05	0	0.05	0	0.00	NA	NA	1060265
<b>Sub Total (B)(3)</b>		<b>314383</b>	<b>173712573</b>	<b>0</b>	<b>0</b>	<b>173712573</b>	<b>7.54</b>	<b>173712573</b>	<b>0</b>	<b>173712573</b>	<b>7.54</b>	<b>0</b>	<b>7.54</b>	<b>0</b>	<b>0.00</b>	<b>NA</b>	<b>NA</b>	<b>140422526</b>
<b>Total Public Shareholding (B) = (B)(1)+(B)(2)+(B)(3)</b>		<b>314891</b>	<b>939219020</b>	<b>0</b>	<b>0</b>	<b>939219020</b>	<b>40.76</b>	<b>939219020</b>	<b>0</b>	<b>939219020</b>	<b>40.76</b>	<b>0</b>	<b>40.76</b>	<b>0</b>	<b>0.00</b>	<b>NA</b>	<b>NA</b>	<b>905751473</b>




Table IV - Statement showing shareholding pattern of the Non Promoter - Non Public Shareholder

Category	Category & Name of the Shareholder	PAN	No of Share holders	No of fully paid up equity shares held	No of Partly paid-up equity shares held	No of Shares Underlying Depository Receipts	Total No of Shares Held (IV+V+VI)	Share holding as a % of total no of shares (A+B+C2)	Number of Voting Rights held in each class of securities			No of Shares Underlying Outstanding convertible securities (Including Warrants)	Shareholding as a % assuming full conversion of convertible Securities (as a percentage of diluted share capital)	Number of Locked in Shares		Number of Shares pledged or otherwise encumbered		Number of equity shares held in dematerialized form	
									No of Voting Rights		Total as a % of (A+B+C)			No.	As a % of total Shares held	No.	As a % of total Share		
									Class X	Class Y									Total
	(I)	(II)	(III)	(IV)	(V)	(VI)	(VII)	(VIII)	(IX)			(X)	(XI)	(XII)		(XIII)	(XIV)		
(1)	Custodian/DR Holder		0	0	0	0	0	0.00	0	0	0	0.00	0	0.00	0	0.00	NA	NA	0
(2)	Employee Benefit Trust (under SEBI(Share based Employee Benefit) Regulations 2014)		0	0	0	0	0	0.00	0	0	0	0.00	0	0.00	0	0.00	NA	NA	0
	<b>Total Non-Promoter-Non Public Shareholding (C) = (C)(1)+(C)(2)</b>		<b>0</b>	<b>0</b>	<b>0</b>	<b>0</b>	<b>0</b>	<b>0.00</b>	<b>0</b>	<b>0</b>	<b>0</b>	<b>0.00</b>	<b>0</b>	<b>0.00</b>	<b>0</b>	<b>0.00</b>			<b>0</b>



Details of the shareholders acting as persons in Concert including their Shareholding:			
Name of Shareholder	Name of PAC	No of shares	Holding%
<b>Total:</b>		0	0



Details of Shares which remain unclaimed may be given hear along with details such as number of shareholders, outstanding shares held in demat/unclaimed suspense account, voting rights which are frozen etc.

No of Shareholders	No of shares
228	179950



page-7