


# BANK OF BARODA - SHAREHOLDING PATTERN - 30/06/2018

## Format of Holding of Specified securities

1. Name of Listed Entity: BANK OF BARODA
2. Scrip Code/Name of Scrip/Class of Security: 532134(BSE)BANKBARODA(NSE), EQUITY SHARES
3. Share Holding Pattern Filed under: Reg. 31(1)(a)/Reg.31(1)(b)/Reg.31(1)(c)
  - a. if under 31(1)(b) then indicate the report for quarter ending 30/06/2018
  - b. if under 31(1)(c) then indicate date of allotment/extinguishment
4. Declaration : The Listed entity is required to submit the following declaration to the extent of submission of information:

	Particulars	YES*	NO*
a	Whether the Listed Entity has issued any partly paid up shares	-	NO*
b	Whether the Listed Entity has issued any Convertible Securities or Warrants?	-	NO*
c	Whether the Listed Entity has any shares against which depository receipts are issued?	-	NO*
d	Whether the Listed Entity has any shares in locked-in?	YES*	-
e	Whether any shares held by promoters are pledge or otherwise encumbered?	-	NO*

\*if the Listed Entity selectes the option 'NO' for the questions above, the columns for the partly paid up shares, Outstanding Convertible Securities/Warrants, depository receipts, locked-in shares, No of shares pledged or otherwise encumbered by promoters, as applicable, shall not be displayed at the time of dissemination on the Stock Exchange website. Also wherever there is 'No' declared by Listed entity in above table the values will be considered as 'Zero' by default on submission of the format of holding of specified securities.



5. The tabular format for disclosure of holding of specified securities is as follows:



Table I - Summary Statement holding of specified securities

Category	Category of Shareholder	No of Share holders	No of fully paid up equity shares held	No of Partly paid-up equity shares held	No of Shares Underlying Depository Receipts	Total No of Shares Held (VII) = (IV)+(V)+(VI)	Shareholding as a % of total no of shares (As a % of (A+B+C2))	Number of Voting Rights held in each class of securities			No of Shares Underlying Outstanding convertible securities (Including Warrants)	Shareholding as a % assuming full conversion of convertible Securities (as a percentage of diluted share capital)	Number of Locked in Shares		Number of Shares pledged or otherwise encumbered		Number of equity shares held in dematerialized form	
								No of Voting Rights		Total as a % of (A+B+C)			No.	As a % of total Shares held	No.	As a % of total Shares held		
								Class X	Class Y	Total								
(I)	(II)	(III)	(IV)	(V)	(VI)	(VII)	(VIII)	(IX)			(X)	(XI)	(XII)		(XIII)	(XIV)		
(A)	Promoter & Promoter Group	1	1685420693	0	0	1685420693	63.71	1685420693	0	1685420693	63.71	0	63.71	1685420693	100.00	0	0.00	1685420693
(B)	Public	350374	960095439	0	0	960095439	36.29	960095439	0	960095439	36.29	0	36.29	0	0.00	NA	NA	927836889
(C)	Non Promoter-Non Public																	
(C1)	Shares underlying DRs	0	0	0	0	0	NA	0	0	0	0.00	0	NA	0	0.00	NA	NA	0
(C2)	Shares held by Employees Trusts	0	0	0	0	0	0.00	0	0	0	0.00	0	0.00	0	0.00	NA	NA	0
	<b>Total:</b>	<b>350375</b>	<b>2645516132</b>	<b>0</b>	<b>0</b>	<b>2645516132</b>	<b>100.00</b>	<b>2645516132</b>	<b>0</b>	<b>2645516132</b>	<b>100.00</b>	<b>0</b>	<b>100.00</b>	<b>1685420693</b>	<b>63.71</b>	<b>0</b>	<b>0.00</b>	<b>2613257582</b>



Table II - Statement showing shareholding pattern of the Promoter and Promoter Group

Category	Category & Name of the Shareholder	PAN	No of Share holders	No of fully paid up equity shares held	No of Partly paid-up equity shares held	No of Shares Underlying Depository Receipts	Total No of Shares Held (IV+V+VI)	Share holding as a % of total no of shares (calculated as per SCRR, 1957 (VIII) As a % of (A+B+C2)	Number of Voting Rights held in each class of securities			No of Shares Underlying Outstanding convertible securities (Including Warrants)	Share holding as a % assuming full conversion of convertible Securities (as a percentage of diluted share capital) (VII)+(X) As a	Number of Locked in Shares		Number of Shares pledged or otherwise encumbered		Number of equity shares held in dematerialized form	
									No of Voting Rights	Total as a % of (A+B+C)				No.	As a % of total Shares held	No.	As a % of total Shares held		
									Class X	Class Y	Total								
									(IX)			(X)	(XI)	(XII)		(XIII)		(XIV)	
(I)	(II)	(III)	(IV)	(V)	(VI)	(VII)	(VIII)				(X)	(XI)					(XIV)		
(1)	Indian																		
(a)	Individuals/Hindu undivided Family		0	0	0	0	0	0.00	0	0	0	0.00	0	0.00	0	0.00	0	0.00	0
(b)	Central Government/State Government(s)		1	1685420693	0	0	1685420693	63.71	1685420693	0	1685420693	63.71	0	63.71	1685420693	100.00	0	0.00	1685420693
	PRESIDENT OF INDIA		1	1685420693	0	0	1685420693	63.71	1685420693	0	1685420693	63.71	0	63.71	1685420693	100.00	0	0.00	1685420693
(c)	Financial Institutions/Banks		0	0	0	0	0	0.00	0	0	0	0.00	0	0.00	0	0.00	0	0.00	0
(d)	Any Other		0	0	0	0	0	0.00	0	0	0	0.00	0	0.00	0	0.00	0	0.00	0
	<b>Sub-Total (A)(1)</b>		<b>1</b>	<b>1685420693</b>	<b>0</b>	<b>0</b>	<b>1685420693</b>	<b>63.71</b>	<b>1685420693</b>	<b>0</b>	<b>1685420693</b>	<b>63.71</b>	<b>0</b>	<b>63.71</b>	<b>1685420693</b>	<b>100.00</b>	<b>0</b>	<b>0.00</b>	<b>1685420693</b>
(2)	Foreign																		
(a)	Individuals (Non-Resident Individuals/Foreign Individuals)		0	0	0	0	0	0.00	0	0	0	0.00	0	0.00	0	0.00	0	0.00	0
(b)	Government		0	0	0	0	0	0.00	0	0	0	0.00	0	0.00	0	0.00	0	0.00	0
(c)	Institutions		0	0	0	0	0	0.00	0	0	0	0.00	0	0.00	0	0.00	0	0.00	0
(d)	Foreign Portfolio Investor		0	0	0	0	0	0.00	0	0	0	0.00	0	0.00	0	0.00	0	0.00	0
(e)	Any Other		0	0	0	0	0	0.00	0	0	0	0.00	0	0.00	0	0.00	0	0.00	0
	<b>Sub-Total (A)(2)</b>		<b>0</b>	<b>0</b>	<b>0</b>	<b>0</b>	<b>0</b>	<b>0.00</b>	<b>0</b>	<b>0</b>	<b>0</b>	<b>0.00</b>	<b>0</b>	<b>0.00</b>	<b>0</b>	<b>0.00</b>	<b>0</b>	<b>0.00</b>	<b>0</b>
	<b>Total Shareholding of Promoter and Promoter Group (A)=(A)(1)+(A)(2)</b>		<b>1</b>	<b>1685420693</b>	<b>0</b>	<b>0</b>	<b>1685420693</b>	<b>63.71</b>	<b>1685420693</b>	<b>0</b>	<b>1685420693</b>	<b>63.71</b>	<b>0</b>	<b>63.71</b>	<b>1685420693</b>	<b>100.00</b>	<b>0</b>	<b>0.00</b>	<b>1685420693</b>




Table III - Statement showing shareholding pattern of the Public shareholder

Category	Category & Name of the Shareholder	PAN	No of Share holders	No of fully paid up equity shares held	No of Partly paid up equity shares held	No of Shares Underlying Depository Receipts	Total No of Shares Held (IV+V+VI)	Shareholding as a % of total no of shares (A+B+C2)	Number of Voting Rights held in each class of securities			No of Shares Underlying Outstanding convertible securities (Including Warrants)	Share holding as a % assuming full conversion of convertible Securities (as a percentage of diluted share capital)	Number of Locked in Shares		Number of Shares pledged or otherwise encumbered		Number of equity shares held in dematerialized form	
									No of Voting Rights					Total as a % of	No.	As a % of total	No.		As a % of total
									Class X	Class Y	Total								
	(I)	(II)	(III)	(IV)	(V)	(VI)	(VII)	(VIII)	(IX)			(X)	(XI)	(XII)	(XIII)	(XIV)			
(1)	Institutions																		
(a)	Mutual Funds		150	297104058	0	0	297104058	11.23	297104058	0	297104058	11.23	0	11.23	0	0.00	NA	NA	297098058
	ICICI PRUDENTIAL VALUE FUND - SERIES 16	AAAAI0038F	15	51584582	0	0	51584582	1.95	51584582	0	51584582	1.95	0	1.95	0	0.00	NA	NA	51584582
	HDFC TRUSTEE COMPANY LIMITED-HDFC EQUITY FUND	AAATH1809A	22	119957712	0	0	119957712	4.53	119957712	0	119957712	4.53	0	4.53	0	0.00	NA	NA	119957712
(b)	Venture Capital Funds		0	0	0	0	0	0.00	0	0	0	0.00	0	0.00	0	0.00	NA	NA	0
(c)	Alternate Investment Funds		2	389064	0	0	389064	0.01	389064	0	389064	0.01	0	0.01	0	0.00	NA	NA	389064
(d)	Foreign Venture Capital Investors		0	0	0	0	0	0.00	0	0	0	0.00	0	0.00	0	0.00	NA	NA	0
(e)	Foreign Portfolio Investors		233	346567856	0	0	346567856	13.10	346567856	0	346567856	13.10	0	13.10	0	0.00	NA	NA	346513856
	THELEME MASTER FUND LIMITED	AAGCT1070Q	1	80042614	0	0	80042614	3.03	80042614	0	80042614	3.03	0	3.03	0	0.00	NA	NA	80042614
(f)	Financial Institutions/Banks		26	4818243	0	0	4818243	0.18	4818243	0	4818243	0.18	0	0.18	0	0.00	NA	NA	4810743
(g)	Insurance Companies		39	91264419	0	0	91264419	3.45	91264419	0	91264419	3.45	0	3.45	0	0.00	NA	NA	91264419
	LIFE INSURANCE CORPORATION OF INDIA	AAACL0582H	35	84034879	0	0	84034879	3.18	84034879	0	84034879	3.18	0	3.18	0	0.00	NA	NA	84034879
(h)	Provident Funds/Pension Funds		0	0	0	0	0	0.00	0	0	0	0.00	0	0.00	0	0.00	NA	NA	0
(i)	Any Other		3	110000	0	0	110000	0.00	110000	0	110000	0.00	0	0.00	0	0.00	NA	NA	0
	OVERSEAS CORPORATE BODIES		3	110000	0	0	110000	0.00	110000	0	110000	0.00	0	0.00	0	0.00	NA	NA	0
	<b>Sub Total (B)(1)</b>		<b>453</b>	<b>740253640</b>	<b>0</b>	<b>0</b>	<b>740253640</b>	<b>27.98</b>	<b>740253640</b>	<b>0</b>	<b>740253640</b>	<b>27.98</b>	<b>0</b>	<b>27.98</b>	<b>0</b>	<b>0.00</b>	<b>NA</b>	<b>NA</b>	<b>740076140</b>
(2)	Central Government/State Government(s)/President of India		0	0	0	0	0	0.00	0	0	0	0.00	0	0.00	0	0.00	NA	NA	0
	<b>Sub Total (B)(2)</b>		<b>0</b>	<b>0</b>	<b>0</b>	<b>0</b>	<b>0</b>	<b>0.00</b>	<b>0</b>	<b>0</b>	<b>0</b>	<b>0.00</b>	<b>0</b>	<b>0.00</b>	<b>0</b>	<b>0.00</b>	<b>NA</b>	<b>NA</b>	<b>0</b>
(3)	Non-Institutions																		
(a)	i. Individual shareholders holding nominal share capital up to Rs. 2 lakhs		334953	123096689	0	0	123096689	4.65	123096689	0	123096689	4.65	0	4.65	0	0.00	NA	NA	98168644
	ii. Individual shareholders holding nominal share capital in excess of Rs. 2 Lakhs		24	8515992	0	0	8515992	0.32	8515992	0	8515992	0.32	0	0.32	0	0.00	NA	NA	8515992
(b)	NBFCs Registered with RBI		17	162932	0	0	162932	0.01	162932	0	162932	0.01	0	0.01	0	0.00	NA	NA	162932
(c)	Employee Trusts		0	0	0	0	0	0.00	0	0	0	0.00	0	0.00	0	0.00	NA	NA	0
(d)	Overseas Depositories (Holding DRs)(Balancing figure)		0	0	0	0	0	0.00	0	0	0	0.00	0	0.00	0	0.00	NA	NA	0
(e)	Any Other																		
	CLEARING MEMBERS		303	1723524	0	0	1723524	0.07	1723524	0	1723524	0.07	0	0.07	0	0.00	NA	NA	1723524
	EMPLOYEES		2327	2340996	0	0	2340996	0.09	2340996	0	2340996	0.09	0	0.09	0	0.00	NA	NA	82496
	FOREIGN NATIONALS		4	6534	0	0	6534	0.00	6534	0	6534	0.00	0	0.00	0	0.00	NA	NA	6534
	H U F		4455	2842428	0	0	2842428	0.11	2842428	0	2842428	0.11	0	0.11	0	0.00	NA	NA	2842428
	BODIES CORPORATES		2136	53298365	0	0	53298365	2.01	53298365	0	53298365	2.01	0	2.01	0	0.00	NA	NA	52546360
	NON RESIDENT INDIANS		4308	8895810	0	0	8895810	0.34	8895810	0	8895810	0.34	0	0.34	0	0.00	NA	NA	4753810
	NRI NON-REPATRIATION		1354	2772241	0	0	2772241	0.10	2772241	0	2772241	0.10	0	0.10	0	0.00	NA	NA	2772241
	TRUSTS		39	16185788	0	0	16185788	0.61	16185788	0	16185788	0.61	0	0.61	0	0.00	NA	NA	16185788
	UNIT TRUST OF INDIA		1	500	0	0	500	0.00	500	0	500	0.00	0	0.00	0	0.00	NA	NA	0
	<b>Sub Total (B)(3)</b>		<b>349921</b>	<b>219841799</b>	<b>0</b>	<b>0</b>	<b>219841799</b>	<b>8.31</b>	<b>219841799</b>	<b>0</b>	<b>219841799</b>	<b>8.31</b>	<b>0</b>	<b>8.31</b>	<b>0</b>	<b>0.00</b>			<b>187760749</b>
	<b>Total Public Shareholding (B) = (B)(1)+(B)(2)+(B)(3)</b>		<b>350374</b>	<b>960095439</b>	<b>0</b>	<b>0</b>	<b>960095439</b>	<b>36.29</b>	<b>960095439</b>	<b>0</b>	<b>960095439</b>	<b>36.29</b>	<b>0</b>	<b>36.29</b>	<b>0</b>	<b>0.00</b>			<b>927836889</b>



Table III - Statement showing shareholding pattern of the Public shareholder

Category	Category & Name of the Shareholder	PAN	No of Share holders	No of fully paid up equity shares held	No of Partly paid up equity shares held	No of Shares Underlying Depository Receipts	Total No of Shares Held (IV+V+VI)	Shareholding as a % of total no of shares (A+B+C2)	Number of Voting Rights held in each class of securities			No of Shares Underlying Outstanding convertible securities (Including Warrants)	Share holding as a % assuming full conversion of convertible Securities (as a percentage of diluted share capital)	Number of Locked in Shares		Number of Shares pledged or otherwise encumbered		Number of equity shares held in dematerialized form	
									No of Voting Rights					Total as a % of	No.	As a % of total	No.		As a % of total
									Class X	Class Y	Total								
	(I)	(II)	(III)	(IV)	(V)	(VI)	(VII)	(VIII)	(IX)			(X)	(XI)	(XII)	(XIII)	(XIV)			
(1)	Institutions																		
(a)	Mutual Funds		150	297104058	0	0	297104058	11.23	297104058	0	297104058	11.23	0	11.23	0	0.00	NA	NA	297098058
	ICICI PRUDENTIAL VALUE FUND - SERIES 16	AAAAI0038F	15	51584582	0	0	51584582	1.95	51584582	0	51584582	1.95	0	1.95	0	0.00	NA	NA	51584582
	HDFC TRUSTEE COMPANY LIMITED-HDFC EQUITY FUND	AAATH1809A	22	119957712	0	0	119957712	4.53	119957712	0	119957712	4.53	0	4.53	0	0.00	NA	NA	119957712
(b)	Venture Capital Funds		0	0	0	0	0	0.00	0	0	0	0.00	0	0.00	0	0.00	NA	NA	0
(c)	Alternate Investment Funds		2	389064	0	0	389064	0.01	389064	0	389064	0.01	0	0.01	0	0.00	NA	NA	389064
(d)	Foreign Venture Capital Investors		0	0	0	0	0	0.00	0	0	0	0.00	0	0.00	0	0.00	NA	NA	0
(e)	Foreign Portfolio Investors		233	346567856	0	0	346567856	13.10	346567856	0	346567856	13.10	0	13.10	0	0.00	NA	NA	346513856
	THELEME MASTER FUND LIMITED	AAGCT1070Q	1	80042614	0	0	80042614	3.03	80042614	0	80042614	3.03	0	3.03	0	0.00	NA	NA	80042614
(f)	Financial Institutions/Banks		26	4818243	0	0	4818243	0.18	4818243	0	4818243	0.18	0	0.18	0	0.00	NA	NA	4810743
(g)	Insurance Companies		39	91264419	0	0	91264419	3.45	91264419	0	91264419	3.45	0	3.45	0	0.00	NA	NA	91264419
	LIFE INSURANCE CORPORATION OF INDIA	AAACL0582H	35	84034879	0	0	84034879	3.18	84034879	0	84034879	3.18	0	3.18	0	0.00	NA	NA	84034879
(h)	Provident Funds/Pension Funds		0	0	0	0	0	0.00	0	0	0	0.00	0	0.00	0	0.00	NA	NA	0
(i)	Any Other																		
	OVERSEAS CORPORATE BODIES		3	110000	0	0	110000	0.00	110000	0	110000	0.00	0	0.00	0	0.00	NA	NA	0
	<b>Sub Total (B)(1)</b>		<b>453</b>	<b>740253640</b>	<b>0</b>	<b>0</b>	<b>740253640</b>	<b>27.98</b>	<b>740253640</b>	<b>0</b>	<b>740253640</b>	<b>27.98</b>	<b>0</b>	<b>27.98</b>	<b>0</b>	<b>0.00</b>	<b>NA</b>	<b>NA</b>	<b>740076140</b>
(2)	Central Government/State Government(s)/President of India		0	0	0	0	0	0.00	0	0	0	0.00	0	0.00	0	0.00	NA	NA	0
	<b>Sub Total (B)(2)</b>		<b>0</b>	<b>0</b>	<b>0</b>	<b>0</b>	<b>0</b>	<b>0.00</b>	<b>0</b>	<b>0</b>	<b>0</b>	<b>0.00</b>	<b>0</b>	<b>0.00</b>	<b>0</b>	<b>0.00</b>	<b>NA</b>	<b>NA</b>	<b>0</b>
(3)	Non-Institutions																		
(a)	i. Individual shareholders holding nominal share capital up to Rs.2 lakhs		334953	123096689	0	0	123096689	4.65	123096689	0	123096689	4.65	0	4.65	0	0.00	NA	NA	98168644
	ii. Individual shareholders holding nominal share capital in excess of Rs. 2 Lakhs		24	8515992	0	0	8515992	0.32	8515992	0	8515992	0.32	0	0.32	0	0.00	NA	NA	8515992
(b)	NBFCs Registered with RBI		17	162932	0	0	162932	0.01	162932	0	162932	0.01	0	0.01	0	0.00	NA	NA	162932
(c)	Employee Trusts		0	0	0	0	0	0.00	0	0	0	0.00	0	0.00	0	0.00	NA	NA	0
(d)	Overseas Depositories (Holding DRs)(Balancing figure)		0	0	0	0	0	0.00	0	0	0	0.00	0	0.00	0	0.00	NA	NA	0
(e)	Any Other																		
	CLEARING MEMBERS		303	1723524	0	0	1723524	0.07	1723524	0	1723524	0.07	0	0.07	0	0.00	NA	NA	1723524
	EMPLOYEES		2327	2340996	0	0	2340996	0.09	2340996	0	2340996	0.09	0	0.09	0	0.00	NA	NA	82496
	FOREIGN NATIONALS		4	6534	0	0	6534	0.00	6534	0	6534	0.00	0	0.00	0	0.00	NA	NA	6534
	H U F		4455	2842428	0	0	2842428	0.11	2842428	0	2842428	0.11	0	0.11	0	0.00	NA	NA	2842428
	BODIES CORPORATES		2136	53298365	0	0	53298365	2.01	53298365	0	53298365	2.01	0	2.01	0	0.00	NA	NA	52546360
	NON RESIDENT INDIANS		4308	8895810	0	0	8895810	0.34	8895810	0	8895810	0.34	0	0.34	0	0.00	NA	NA	4753810
	NRI NON-REPATRIATION		1354	2772241	0	0	2772241	0.10	2772241	0	2772241	0.10	0	0.10	0	0.00	NA	NA	2772241
	TRUSTS		39	16185788	0	0	16185788	0.61	16185788	0	16185788	0.61	0	0.61	0	0.00	NA	NA	16185788
	UNIT TRUST OF INDIA		1	500	0	0	500	0.00	500	0	500	0.00	0	0.00	0	0.00	NA	NA	0
	<b>Sub Total (B)(3)</b>		<b>349921</b>	<b>219841799</b>	<b>0</b>	<b>0</b>	<b>219841799</b>	<b>8.31</b>	<b>219841799</b>	<b>0</b>	<b>219841799</b>	<b>8.31</b>	<b>0</b>	<b>8.31</b>	<b>0</b>	<b>0.00</b>	<b>NA</b>	<b>NA</b>	<b>187760749</b>
	<b>Total Public Shareholding (B) = [B](1)+[B](2)+[B](3)</b>		<b>350374</b>	<b>960095439</b>	<b>0</b>	<b>0</b>	<b>960095439</b>	<b>36.29</b>	<b>960095439</b>	<b>0</b>	<b>960095439</b>	<b>36.29</b>	<b>0</b>	<b>36.29</b>	<b>0</b>	<b>0.00</b>	<b>NA</b>	<b>NA</b>	<b>927836889</b>




Table IV - Statement showing shareholding pattern of the Non Promoter - Non Public Shareholder

Category	Category & Name of the Shareholder	PAN	No of Share holders	No of fully paid up equity shares held	No of Partly paid-up equity shares held	No of Shares Underlying Depository Receipts	Total No of Shares Held (IV+V+VI)	Shareholding as a % of total no of shares (A+B+C2)	Number of Voting Rights held in each class of securities			No of Shares Underlying Outstanding convertible securities (Including Warrants)	Shareholding as a % assuming full conversion of convertible Securities (as a percentage of diluted share capital)	Number of Locked in Shares		Number of Shares pledged or otherwise encumbered		Number of equity shares held in dematerialized form	
									No of Voting Rights	Total as a % of (A+B+C)	No.			As a % of total Shares held	No.	As a % of total Shares held			
																	Class X		Class Y
	(I)	(II)	(III)	(IV)	(V)	(VI)	(VII)	(VIII)	(IX)			(X)	(XI)	(XII)		(XIII)		(XIV)	
(1)	Custodian/DR Holder		0	0	0	0	0	0.00	0	0	0	0.00	0	0.00	0	0.00	NA	NA	0
(2)	Employee Benefit Trust (under SEBI(Share based Employee Benefit) Regulations 2014)		0	0	0	0	0	0.00	0	0	0	0.00	0	0.00	0	0.00	NA	NA	0
	<b>Total Non-Promoter-Non Public Shareholding (C) = (C)(1)+(C)(2)</b>		<b>0</b>	<b>0</b>	<b>0</b>	<b>0</b>	<b>0</b>	<b>0.00</b>	<b>0</b>	<b>0</b>	<b>0</b>	<b>0.00</b>	<b>0</b>	<b>0.00</b>	<b>0</b>	<b>0.00</b>			<b>0</b>



Details of the shareholders acting as persons in Concert including their Shareholding:			
Name of Shareholder	Name of PAC	No of shares	Holding%
<b>Total:</b>		<b>0</b>	<b>0</b>



**Details of Shares which remain unclaimed may be given hear along with details such as number of shareholders, outstanding shares held in demat/unclaimed suspense account, voting rights which are frozen etc.outstanding shares held in demat/unclaimed suspense account, voting rights which are frozen etc.**

No of Shareholders	No of shares
227	179800

