

BANK OF BARODA - SHAREHOLDING PATTERN - 31/03/2018


Format of Holding of Specified securities

1. Name of Listed Entity: BANK OF BARODA
2. Scrip Code/Name of Scrip/Class of Security: BOB, BANKBARODA, EQUITY SHARES
3. Share Holding Pattern Filed under: Reg. 31(1)(a)/Reg.31(1)(b)/Reg.31(1)(c)
 - a. if under 31(1)(b) then indicate the report for quarter ending 31/03/2018
 - b. if under 31(1)(c) then indicate date of allotment/extinguishment
4. Declaration : The Listed entity is required to submit the following declaration to the extent of submission of information:

| | Particulars | YES* | NO* |
|---|--|------|-----|
| a | Whether the Listed Entity has issued any partly paid up shares | - | NO* |
| b | Whether the Listed Entity has issued any Convertible Securities or Warrants? | - | NO* |
| c | Whether the Listed Entity has any shares against which depository receipts are issued? | - | NO* |
| d | Whether the Listed Entity has any shares in locked-in? | YES* | NO* |
| e | Whether any shares held by promoters are pledge or otherwise encumbered? | - | NO* |

*if the Listed Entity selects the option 'NO' for the questions above, the columns for the partly paid up shares, Outstanding Convertible Securities/Warrants, depository receipts, locked-in shares, No of shares pledged or otherwise encumbered by promoters, as applicable, shall not be displayed at the time of dissemination on the Stock Exchange website. Also wherever there is 'No' declared by Listed entity in above table the values will be considered as 'Zero' by default on submission of the format of holding of specified securities.

5. The tabular format for disclosure of holding of specified securities is as follows:



BANK OF BARODA - PAN BASED SHAREHOLDING PATTERN REPORT AS ON
Table I - Summary Statement holding of specified securities

| Category | Category of Shareholder | No of Share holders | No of fully paid up equity shares held | No of Partly paid-up equity shares held | No of Shares Underlying Depository Receipts | Total No of Shares Held (VII) = (IV)+(V)+(VI) | Shareholding as a % of total no of shares (As a % of (A+B+C2)) | Number of Voting Rights held in each class of securities | | | No of Shares Underlying Outstanding convertible securities (Including Warrants) | Shareholding as a % assuming full conversion of convertible Securities (as a percentage of diluted share capital) | Number of Locked in Shares | | Number of Shares pledged or otherwise encumbered | | Number of equity shares held in dematerialized form | |
|----------|--------------------------------|---------------------|--|---|---|---|--|--|----------|-------------------------|---|---|----------------------------|-----------------------------|--|-----------------------------|---|-------------------|
| | | | | | | | | No of Voting Rights | | Total as a % of (A+B+C) | | | No. | As a % of total Shares held | No. | As a % of total Shares held | | |
| | | | | | | | | Class X | Class Y | Total | | | | | | | | |
| (I) | (II) | (III) | (IV) | (V) | (VI) | (VII) | (VIII) | (IX) | | | (X) | (XI) | (XII) | | (XIII) | (XIV) | | |
| (A) | Promoter & Promoter Group | 2 | 1693847146 | 0 | 0 | 1693847146 | 64.03 | 1693847146 | 0 | 1693847146 | 64.03 | 0 | 64.03 | 1693847146 | 100.00 | 0 | 0.00 | 1352490612 |
| (B) | Public | 333356 | 951668986 | 0 | 0 | 951668986 | 35.97 | 951668986 | 0 | 951668986 | 35.97 | 0 | 35.97 | 0 | 0.00 | NA | NA | 91904162.1 |
| (C) | Non Promoter-Non Public | | | | | | | | | | | | | | | | | |
| (C1) | Shares underlying DRs | 0 | 0 | 0 | 0 | 0 | NA | 0 | 0 | 0 | 0.00 | 0 | NA | 0 | 0.00 | NA | NA | 0 |
| (C2) | Shares held by Employes Trusts | 0 | 0 | 0 | 0 | 0 | 0.00 | 0 | 0 | 0 | 0.00 | 0 | 0.00 | 0 | 0.00 | NA | NA | 0 |
| | Total: | 333358 | 2645516132 | 0 | 0 | 2645516132 | 100.00 | 2645516132 | 0 | 2645516132 | 100.00 | 0 | 100.00 | 1693847146 | 64.03 | 0 | 0.00 | 2271532233 |



Table II - Statement showing shareholding pattern of the Promoter and Promoter Group

| Category | Category & Name of the Shareholder | PAN | No of Share holders | No of fully paid up equity shares held | No of Partly paid-up equity shares held | No of Shares Underlying Depository Receipts | Total No of Shares Held (IV+V+VI) | Shareholding as a % of total no of shares (calculated as per SCRR, 1957 (VIII) As a % of (A+B+C2) | Number of Voting Rights held in each class of securities | | | No of Shares Underlying Outstanding convertible securities (including Warrants) | Share holding as a % assuming full conversion of convertible Securities (as a percentage of diluted share capital) (VII)+(X) As a | Number of Locked in Shares | | Number of Shares pledged or otherwise encumbered | | Number of equity shares held in dematerialized form | |
|----------|--|-----------|---------------------|--|---|---|-----------------------------------|---|--|----------|-------------------|---|---|----------------------------|-------------------|--|----------|---|-----------------------------|
| | | | | | | | | | No of Voting Rights | | | | | Total as a % of (A+B+C) | No. | As a % of total Shares held | No. | | As a % of total Shares held |
| | | | | | | | | | Class X | Class Y | Total | | | | | | | | |
| | (I) | (II) | (III) | (IV) | (V) | (VI) | (VII) | (VIII) | (IX) | | | (X) | (XI) | (XII) | | (XIII) | (XIV) | | |
| (1) | Indian | | | | | | | | | | | | | | | | | | |
| (a) | Individuals/Hindu undivided Family | | 0 | 0 | 0 | 0 | 0 | 0.00 | 0 | 0 | 0 | 0.00 | 0 | 0.00 | 0 | 0.00 | 0 | 0.00 | 0 |
| (b) | Central Government/State Government(s) | | 2 | 1693847146 | 0 | 0 | 1693847146 | 64.03 | 1693847146 | 0 | 1693847146 | 64.03 | 0 | 64.03 | 1693847146 | 100.00 | 0 | 0.00 | 1352490612 |
| | PRESIDENT OF INDIA | | 1 | 1352490612 | 0 | 0 | 1352490612 | 51.12 | 1352490612 | 0 | 1352490612 | 51.12 | 0 | 51.12 | 1352490612 | 100.00 | 0 | 0.00 | 1352490612 |
| | PRESIDENT OF INDIA | BBE708674 | 1 | 341356534 | 0 | 0 | 341356534 | 12.90 | 341356534 | 0 | 341356534 | 12.90 | 0 | 12.90 | 341356534 | 100.00 | 0 | 0.00 | 0 |
| (c) | Financial Institutions/Banks | | 0 | 0 | 0 | 0 | 0 | 0.00 | 0 | 0 | 0 | 0.00 | 0 | 0.00 | 0 | 0.00 | 0 | 0.00 | 0 |
| (d) | Any Other | | 0 | 0 | 0 | 0 | 0 | 0.00 | 0 | 0 | 0 | 0.00 | 0 | 0.00 | 0 | 0.00 | 0 | 0.00 | 0 |
| | Sub-Total (A)(1) | | 2 | 1693847146 | 0 | 0 | 1693847146 | 64.03 | 1693847146 | 0 | 1693847146 | 64.03 | 0 | 64.03 | 1693847146 | 100.00 | 0 | 0.00 | 1352490612 |
| (2) | Foreign | | | | | | | | | | | | | | | | | | |
| (a) | Individuals (Non-Resident Individuals/Foreign Individuals) | | 0 | 0 | 0 | 0 | 0 | 0.00 | 0 | 0 | 0 | 0.00 | 0 | 0.00 | 0 | 0.00 | 0 | 0.00 | 0 |
| (b) | Government | | 0 | 0 | 0 | 0 | 0 | 0.00 | 0 | 0 | 0 | 0.00 | 0 | 0.00 | 0 | 0.00 | 0 | 0.00 | 0 |
| (c) | Institutions | | 0 | 0 | 0 | 0 | 0 | 0.00 | 0 | 0 | 0 | 0.00 | 0 | 0.00 | 0 | 0.00 | 0 | 0.00 | 0 |
| (d) | Foreign Portfolio Investor | | 0 | 0 | 0 | 0 | 0 | 0.00 | 0 | 0 | 0 | 0.00 | 0 | 0.00 | 0 | 0.00 | 0 | 0.00 | 0 |
| (e) | Any Other | | 0 | 0 | 0 | 0 | 0 | 0.00 | 0 | 0 | 0 | 0.00 | 0 | 0.00 | 0 | 0.00 | 0 | 0.00 | 0 |
| | Sub-Total (A)(2) | | 0 | 0 | 0 | 0 | 0 | 0.00 | 0 | 0 | 0 | 0.00 | 0 | 0.00 | 0 | 0.00 | 0 | 0.00 | 0 |
| | Total Shareholding of Promoter and Promoter Group (A)=(A)(1)+(A)(2) | | 2 | 1693847146 | 0 | 0 | 1693847146 | 64.03 | 1693847146 | 0 | 1693847146 | 64.03 | 0 | 64.03 | 1693847146 | 100.00 | 0 | 0.00 | 1352490612 |





Table III - Statement showing shareholding pattern of the Public shareholder

| Category | Category & Name of the Shareholder | PAN | No of Share holders | No of fully paid up equity shares held | No of Partly paid-up equity shares held | No of Shares Underlying Depository Receipts | Total No of Shares Held (IV+V+VI) | Shareholding as a % of total no of shares (A+B+C2) | Number of Voting Rights held in each class of securities | | | No of Shares Underlying Outstanding convertible securities (Including Warrants) | Shareholding as a % assuming full conversion of convertible Securities (as a percentage of diluted share capital) | Number of Locked in Shares | | Number of Shares pledged or otherwise encumbered | | Number of equity shares held in dematerialized form | |
|----------|---|------------|---------------------|--|---|---|-----------------------------------|--|--|-------------------------|------------------|---|---|----------------------------|----------|--|-----------|---|-----------------------------|
| | | | | | | | | | No. of Voting Rights | Total as a % of (A+B+C) | | | | | No. | As a % of total Shares held | No. | | As a % of total Shares held |
| | | | | | | | | | Class X | Class Y | Total | | | | | | | | |
| | (I) | (II) | (III) | (IV) | (V) | (VI) | (VII) | (VIII) | (IX) | | | (X) | (XI) | (XII) | | (XIII) | | (XIV) | |
| (1) | Institutions | | | | | | | | | | | | | | | | | | |
| (a) | Mutual Funds | | 31 | 297704027 | 0 | 0 | 297704027 | 11.25 | 297704027 | 0 | 297704027 | 11.25 | 0 | 11.25 | 0 | 0.00 | NA | NA | 297698027 |
| | ICICI PRUDENTIAL EQUITY ARBITRAGE FUND | AAAAI0038F | 1 | 41433929 | 0 | 0 | 41433929 | 1.57 | 41433929 | 0 | 41433929 | 1.57 | 0 | 1.57 | 0 | 0.00 | NA | NA | 41433929 |
| | ADITYA BIRLA SUN LIFE TRUSTEE PRIVATE LIMITED A/C ADITYA BIRLA SUN LIFE RESURGENT INDIA FUND - SERIES 3 | AAATB0102C | 1 | 32655423 | 0 | 0 | 32655423 | 1.23 | 32655423 | 0 | 32655423 | 1.23 | 0 | 1.23 | 0 | 0.00 | NA | NA | 32655423 |
| | HDFC TRUSTEE CO LTD A/C HDFC DUAL ADVANTAGE FUND-II-1160D JANUARY 2016 | AAATH1809A | 1 | 103677712 | 0 | 0 | 103677712 | 3.92 | 103677712 | 0 | 103677712 | 3.92 | 0 | 3.92 | 0 | 0.00 | NA | NA | 103677712 |
| (b) | Venture Capital Funds | | 0 | 0 | 0 | 0 | 0 | 0.00 | 0 | 0 | 0 | 0.00 | 0 | 0.00 | 0 | 0.00 | NA | NA | 0 |
| (c) | Alternate Investment Funds | | 5 | 1785961 | 0 | 0 | 1785961 | 0.07 | 1785961 | 0 | 1785961 | 0.07 | 0 | 0.07 | 0 | 0.00 | NA | NA | 1785961 |
| (d) | Foreign Venture Capital Investors | | 0 | 0 | 0 | 0 | 0 | 0.00 | 0 | 0 | 0 | 0.00 | 0 | 0.00 | 0 | 0.00 | NA | NA | 0 |
| (e) | Foreign Portfolio Investors | | 239 | 368663759 | 0 | 0 | 368663759 | 13.94 | 368663759 | 0 | 368663759 | 13.94 | 0 | 13.94 | 0 | 0.00 | NA | NA | 368609759 |
| | MERRILL LYNCH MARKETS SINGAPORE PTE. LTD | AAJCM5878Q | 1 | 73126463 | 0 | 0 | 73126463 | 2.76 | 73126463 | 0 | 73126463 | 2.76 | 0 | 2.76 | 0 | 0.00 | NA | NA | 73126463 |
| (f) | Financial Institutions/Banks | | 24 | 4665005 | 0 | 0 | 4665005 | 0.18 | 4665005 | 0 | 4665005 | 0.18 | 0 | 0.18 | 0 | 0.00 | NA | NA | 4657505 |
| (g) | Insurance Companies | | 5 | 67064419 | 0 | 0 | 67064419 | 2.54 | 67064419 | 0 | 67064419 | 2.54 | 0 | 2.54 | 0 | 0.00 | NA | NA | 67064419 |
| | LIFE INSURANCE CORPORATION OF INDIA | AAACL0582H | 1 | 59034879 | 0 | 0 | 59034879 | 2.23 | 59034879 | 0 | 59034879 | 2.23 | 0 | 2.23 | 0 | 0.00 | NA | NA | 59034879 |
| (h) | Provident Funds/Pension Funds | | 0 | 0 | 0 | 0 | 0 | 0.00 | 0 | 0 | 0 | 0.00 | 0 | 0.00 | 0 | 0.00 | NA | NA | 0 |
| (i) | Any Other | | | | | | | | | | | | | | | | | | |
| | OVERSEAS CORPORATE BODIES | | 3 | 110000 | 0 | 0 | 110000 | 0.00 | 110000 | 0 | 110000 | 0.00 | 0 | 0.00 | 0 | 0.00 | NA | NA | 0 |
| | Sub Total (B)(1) | | 307 | 739993171 | 0 | 0 | 739993171 | 27.97 | 739993171 | 0 | 739993171 | 27.97 | 0 | 27.97 | 0 | 0.00 | NA | NA | 739815671 |
| (2) | Central Government/State Government(s)/President of India | | 0 | 0 | 0 | 0 | 0 | 0.00 | 0 | 0 | 0 | 0.00 | 0 | 0.00 | 0 | 0.00 | NA | NA | 0 |
| | Sub Total (B)(2) | | 0 | 0 | 0 | 0 | 0 | 0.00 | 0 | 0 | 0 | 0.00 | 0 | 0.00 | 0 | 0.00 | NA | NA | 0 |
| (3) | Non-Institutions | | | | | | | | | | | | | | | | | | |
| (a) | i. Individual shareholders holding nominal share capital up to Rs.2 lakhs | | 318913 | 115957166 | 0 | 0 | 115957166 | 4.38 | 115957166 | 0 | 115957166 | 4.38 | 0 | 4.38 | 0 | 0.00 | NA | NA | 90771306 |
| | ii. Individual shareholders holding nominal share capital in excess of Rs. 2 Lakhs | | 21 | 8300726 | 0 | 0 | 8300726 | 0.31 | 8300726 | 0 | 8300726 | 0.31 | 0 | 0.31 | 0 | 0.00 | NA | NA | 8300726 |




| | | | | | | | | | | | | | | | | | | |
|-----|---|---------------|------------------|----------|----------|------------------|--------------|------------------|----------|------------------|--------------|----------|--------------|----------|-------------|----|----|------------------|
| (b) | NBFCs Registered with RBI | 15 | 178612 | 0 | 0 | 178612 | 0.01 | 178612 | 0 | 178612 | 0.01 | 0 | 0.01 | 0 | 0.00 | NA | NA | 178612 |
| (c) | Employee Trusts | 0 | 0 | 0 | 0 | 0 | 0.00 | 0 | 0 | 0 | 0.00 | 0 | 0.00 | 0 | 0.00 | NA | NA | 0 |
| (d) | Overseas Depositories (Holding DRs)(Balancing figure) | 0 | 0 | 0 | 0 | 0 | 0.00 | 0 | 0 | 0 | 0.00 | 0 | 0.00 | 0 | 0.00 | NA | NA | 0 |
| (e) | Any Other | | | | | | | | | | | | | | | | | |
| | CLEARING MEMBERS | 278 | 2977186 | 0 | 0 | 2977186 | 0.11 | 2977186 | 0 | 2977186 | 0.11 | 0 | 0.11 | 0 | 0.00 | NA | NA | 2977186 |
| | EMPLOYEES | 2361 | 2379592 | 0 | 0 | 2379592 | 0.09 | 2379592 | 0 | 2379592 | 0.09 | 0 | 0.09 | 0 | 0.00 | NA | NA | 82592 |
| | FOREIGN NATIONALS | 4 | 6534 | 0 | 0 | 6534 | 0.00 | 6534 | 0 | 6534 | 0.00 | 0 | 0.00 | 0 | 0.00 | NA | NA | 6534 |
| | H U F | 4190 | 2495353 | 0 | 0 | 2495353 | 0.09 | 2495353 | 0 | 2495353 | 0.09 | 0 | 0.09 | 0 | 0.00 | NA | NA | 2495353 |
| | BODIES CORPORATES | 1655 | 50801735 | 0 | 0 | 50801735 | 1.92 | 50801735 | 0 | 50801735 | 1.92 | 0 | 1.92 | 0 | 0.00 | NA | NA | 50044730 |
| | NON RESIDENT INDIANS | 4294 | 8849288 | 0 | 0 | 8849288 | 0.33 | 8849288 | 0 | 8849288 | 0.33 | 0 | 0.33 | 0 | 0.00 | NA | NA | 4639788 |
| | NRI NON-REPATRIATION | 1303 | 2759504 | 0 | 0 | 2759504 | 0.10 | 2759504 | 0 | 2759504 | 0.10 | 0 | 0.10 | 0 | 0.00 | NA | NA | 2759504 |
| | TRUSTS | 14 | 16969619 | 0 | 0 | 16969619 | 0.64 | 16969619 | 0 | 16969619 | 0.64 | 0 | 0.64 | 0 | 0.00 | NA | NA | 16969619 |
| | UNIT TRUST OF INDIA | 1 | 500 | 0 | 0 | 500 | 0.00 | 500 | 0 | 500 | 0.00 | 0 | 0.00 | 0 | 0.00 | NA | NA | 0 |
| | Sub Total (B)(3) | 333049 | 211675815 | 0 | 0 | 211675815 | 8.00 | 211675815 | 0 | 211675815 | 8.00 | 0 | 8.00 | 0 | 0.00 | | | 179225950 |
| | Total Public Shareholding (B) = (B)(1)+(B)(2)+(B)(3) | 333356 | 951668986 | 0 | 0 | 951668986 | 35.97 | 951668986 | 0 | 951668986 | 35.97 | 0 | 35.97 | 0 | 0.00 | | | 919041621 |




Table IV - Statement showing shareholding pattern of the Non Promoter - Non Public Shareholder

| Category | Category & Name of the Shareholder | PAN | No of Share holders | No of fully paid up equity shares held | No of Partly paid-up equity shares held | No of Shares Underlying Depository Receipts | Total No of Shares Held (IV+V+VI) | Shareholding as a % of total no of shares (A+B+C2) | Number of Voting Rights held in each class of securities | | | No of Shares Underlying Outstanding convertible securities (Including Warrants) | Shareholding as a % assuming full conversion of convertible Securities (as a percentage of diluted share capital) | Number of Locked in Shares | | Number of Shares pledged or otherwise encumbered | | Number of equity shares held in dematerialized form | |
|----------|--|------|---------------------|--|---|---|-----------------------------------|--|--|----------|----------|---|---|----------------------------|------------------------|--|-----------------|---|-----------------|
| | | | | | | | | | No of Voting Rights | | | | | No. | As a % of total Shares | No. | As a % of total | | |
| | | | | | | | | | Class X | Class Y | Total | | | | | | | | Total as a % of |
| | (I) | (II) | (III) | (IV) | (V) | (VI) | (VII) | (VIII) | (IX) | | | (X) | (XI) | (XII) | | (XIII) | (XIV) | | |
| (1) | Custodian/DR Holder | | 0 | 0 | 0 | 0 | 0 | 0.00 | 0 | 0 | 0 | 0.00 | 0 | 0.00 | 0 | 0.00 | NA | NA | 0 |
| (2) | Employee Benefit Trust (under SEBI(Share based Employee Benefit) Regulations 2014) | | 0 | 0 | 0 | 0 | 0 | 0.00 | 0 | 0 | 0 | 0.00 | 0 | 0.00 | 0 | 0.00 | NA | NA | 0 |
| | Total Non-Promoter-Non Public Shareholding (C) = (C)(1)+(C)(2) | | 0 | 0 | 0 | 0 | 0 | 0.00 | 0 | 0 | 0 | 0.00 | 0 | 0.00 | 0 | 0.00 | | | 0 |



| Details of the shareholders acting as persons in Concert including their Shareholding: | | | |
|--|-------------|--------------|----------|
| Name of Shareholder | Name of PAC | No of shares | Holding% |
| | | | |
| Total: | | | 0 |



Details of Shares which remain unclaimed may be given hear along with details such as number of shareholders, outstanding shares held in demat/unclaimed suspense account, voting rights which are frozen etc.outstanding shares held in demat/unclaimed suspense account, voting rights which are frozen etc.

| No of Shareholders | No of shares |
|--------------------|--------------|
| 227 | 179800 |

